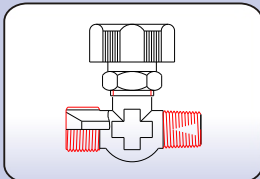


WELDCUT

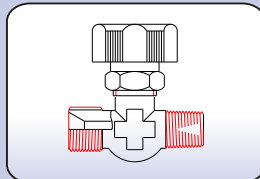
MANUFACTURED BY : SAP INDUSTRIES, A-541, T.T.C. INDUSTRIAL AREA, M.I.D.C., MAHAPE, NAVIMUMBAI - 400 701.
 ISD : +9122 NSD : 022 / 9522 PHONE : 2778 1819, 2787 1225 FAX : 2778 0711 e-mail : siwi@vsnl.com

NEEDLE VALVE - BRANCH CONTROL

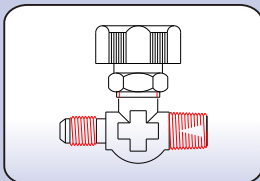
1/4" NPT INLET X OUTLET



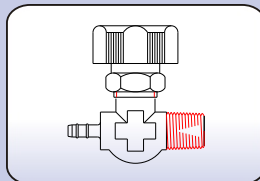
G 3/8 R.H. - 8076



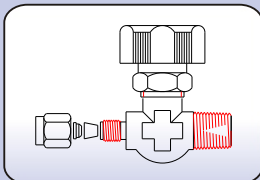
G 3/8 L.H. - 8077



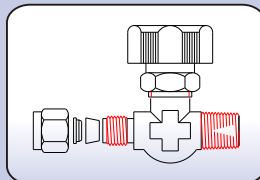
DASH - 4
8176



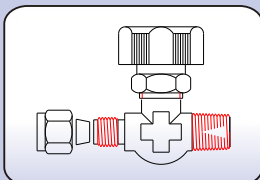
4 MM / 5/32" I.D. HOSE
8177



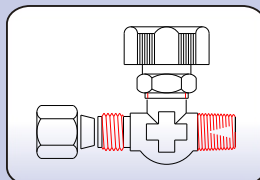
S-LOK TYPE - 1/8"
8276



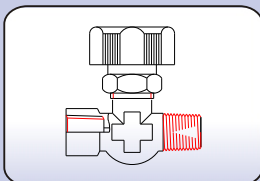
S-LOK TYPE - 1/4"
8277



FERRULE - 1/4"
8377



FERRULE - 3/8"
8378



1/4 NPT (F) - 8476



1/4 NPT (M) - 8174

ANGLE NEEDLE VALVE

1/4" NPT INLET X OUTLET




G 3/8 R.H. - 5076



G 3/8 L.H. - 5077



DASH - 4
5176



4 MM / 5/32" I.D. HOSE
5177



S-LOK TYPE - 1/8"
5276



S-LOK TYPE - 1/4"
5277



FERRULE - 1/4"
5377



FERRULE - 3/8"
5378

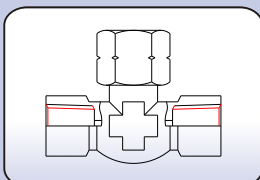


1/4 NPT (F) - 5476

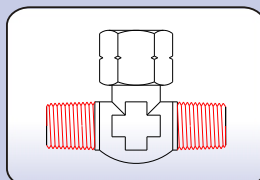


G 1/4" R.H. - 5576

REGULATOR / FLOWMETER OUTLET - 'TEE'



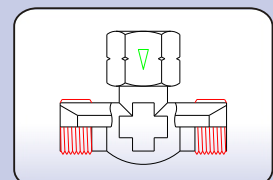
1/4 NPT (F) X 1/4 NPT (F)



1/4 NPT (M) X 1/4 NPT (M)



G 3/8" R.H. - 5347



G 3/8" L.H. - 5346

REGULATOR / FLOWMETER OUTLET - 'TEE'