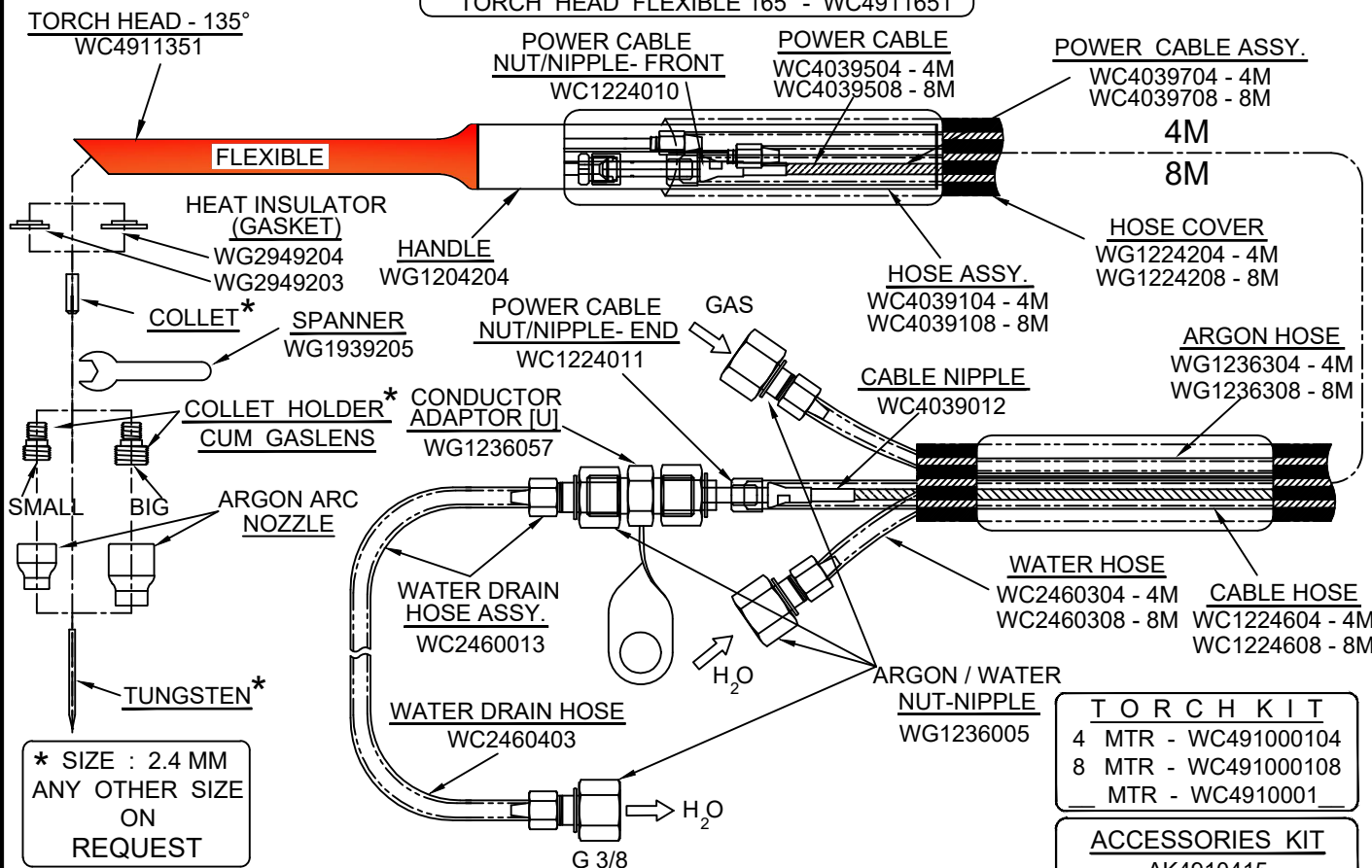



GTAW TORCH - WATER COOLED 350 AMP

MODEL - WC491

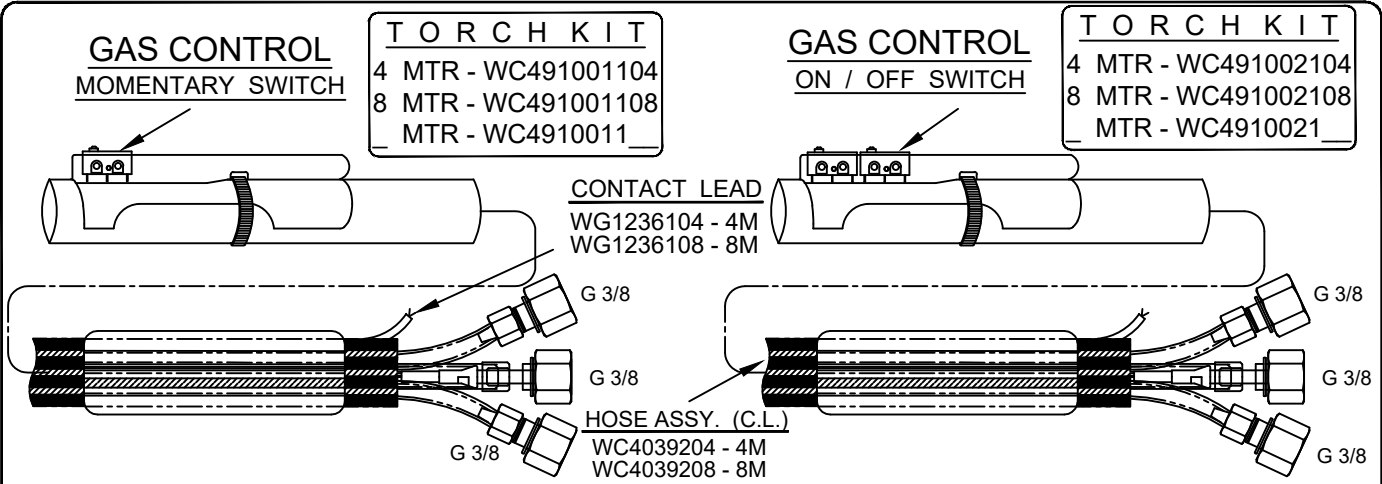


* SIZE : 2.4 MM
ANY OTHER SIZE
ON
REQUEST

- TORCH KIT**

4 MTR - WC491000104
8 MTR - WC491000108
MTR - WC4910001
- ACCESSORIES KIT**

AK4910415



NOTE : MOMENTARY & ON/OFF SWITCH TORCHES ARE WITHOUT CONDUCTOR ADAPTOR & EXT. ASSY. (SELECT HOOKUP KIT PARTS AS PER YOUR REQUIREMENTS)

TUNGSTEN - MM			COLLET - MM		C. H. CUM GAS LENS			ARGON ARC NOZZLE/ LENS NOZZLE			
SIZE	LEN.	PART	SIZE	PART	SIZE	SMALL - PART	BIG - PART	BORE	SMALL - PART	BORE	L 30 - PART
1.0	27	WEC0102301027	1.0	WG2949010	1.0	WG1939110	WG1939210	6 MM	WG1230613	6 MM	WG1260630
1.6	27	WOR0102301627	1.6	WG2949016	1.6	WG1939115	WG1939215		WG1230616	8 MM	WG1260830
2.0	27	WOR0102302027	2.0	WG2949020	2.0	WG1939120	WG1939220	8 MM	WG1230813	10 MM	WG1261030
2.4	27	WOR0102302427	2.4	WG2949024	2.4	WG1939125	WG1939225		WG1230816	12 MM	WG1261230
3.0	27	WOR0102303027	3.0	WG2949030	3.0 / 3.2	WG1939130	WG1939230	10 MM	WG1231013	15 MM	WG1261530
3.2	27	WOR0102303227	3.2	WG2949032							

C:\DWG\SI\WC491\WC491-ASSY-RD.DWG 07/19