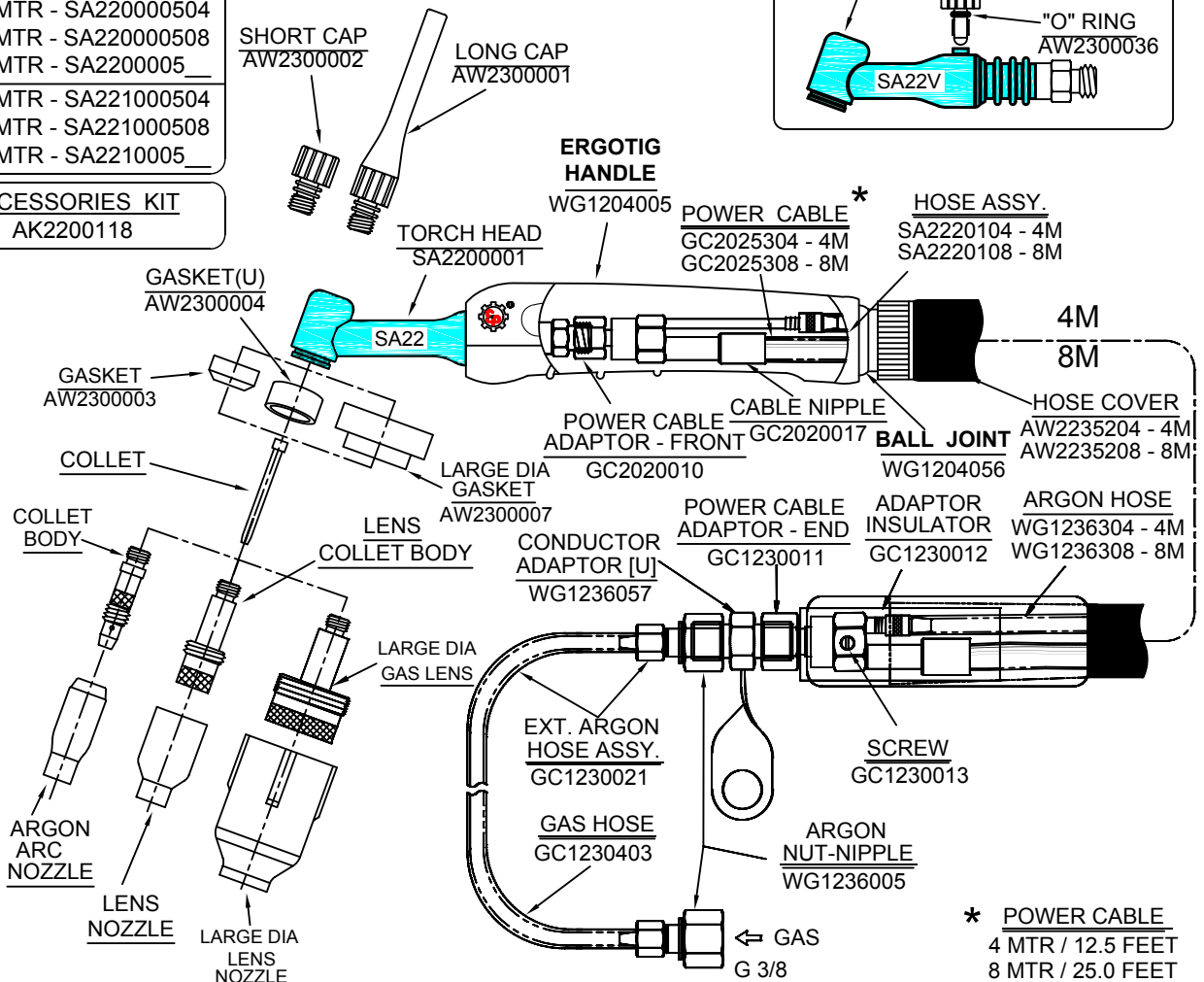
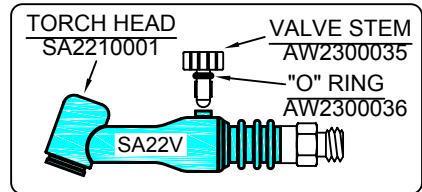
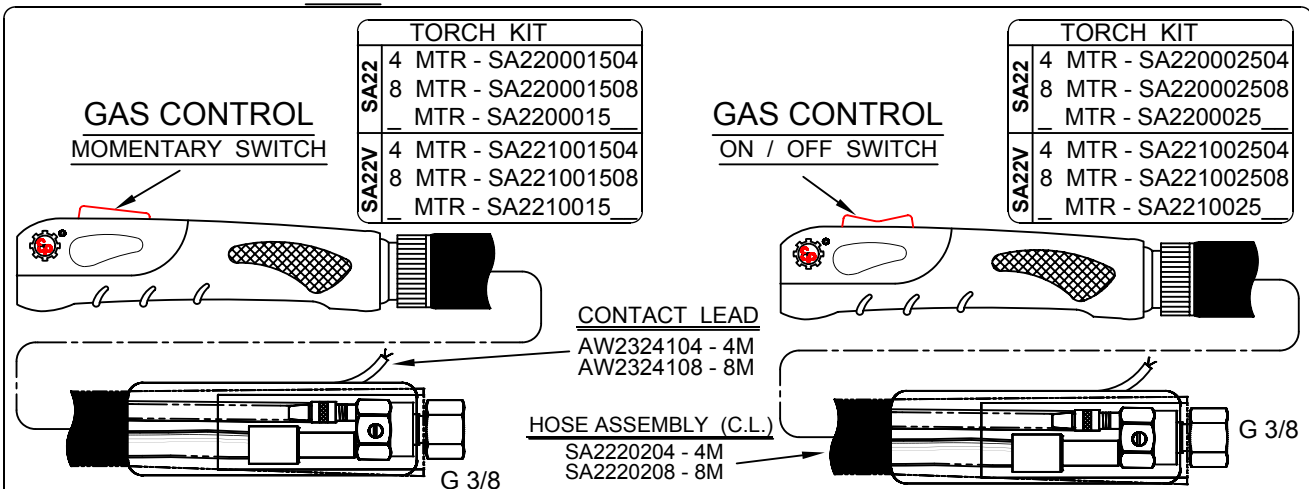


GTAW TORCH - AIR COOLED 220 AMP MODEL - SA22 / SA22V

TORCH KIT	
SA22	4 MTR - SA220000504 8 MTR - SA220000508 MTR - SA2200005
SA22V	4 MTR - SA221000504 8 MTR - SA221000508 MTR - SA2210005
ACCESSORIES KIT	
AK2200118	



* POWER CABLE
4 MTR / 12.5 FEET
8 MTR / 25.0 FEET



NOTE : MOMENTARY & ON/OFF SWITCH TORCHES ARE WITHOUT CONDUCTOR ADAPTOR & EXT. ASSY. (SELECT HOOKUP KIT PARTS AS PER YOUR REQUIREMENTS)

ARGON ARC NOZZLE			COLLET			COLLET BODY			LENS COLLET BODY			LENS NOZZLE			LARGE DIA GASLENS		L. DIA LENS NOZZLE LENGTH 48	
BORE	LENGTH	PART NO.	SIZE-MM	PART NO.	PART NO.	PART NO.	PART NO.	BORE	LENGTH	PART NO.	PART NO.	BORE	LENGTH	PART NO.	BORE	PART NO.		
6.4 MM	47 MM	AW2306447	1.0	AW2300010	AW2300210	AW2300110	6.4 MM	40 MM	AW2506440	AW2300410	9.5 MM	75 MM	AW2509548	75 MM	AW2306475			
	75 MM	AW2306475																
8.0 MM	47 MM	AW2308047	1.6	AW2300016	AW2300215	AW2300115	8.0 MM	40 MM	AW2508040	AW2300415	12.7 MM	75 MM	AW2512748	75 MM	AW2308075			
	75 MM	AW2308075																
9.5 MM	47 MM	AW2309547	2.0	AW2300020	AW2300220	AW2300120	9.5 MM	40 MM	AW2509540	AW2300420	16.0 MM	75 MM	AW2516048	75 MM	AW2309575			
	75 MM	AW2309575																
11.0 MM	47 MM	AW2311047	2.4	AW2300024	AW2300225	AW2300125	11.0 MM	40 MM	AW2511040	AW2300430	19.0 MM	75 MM	AW2519048	75 MM	AW2311075			
	75 MM	AW2311075																
12.7 MM	47 MM	AW2312747	3.0	AW2300030		AW2300130	12.7 MM	40 MM	AW2512740									
			3.2	AW2300032														

IN VIEW OF CONTINUOUS DEVELOPMENT, WE RESERVE THE RIGHT TO MODIFY THE DESIGN AND/OR DIMENSIONS WITHOUT NOTICE. P.T.O.

C:\DWG\SIS\SA22\SA22ASSY-ET.DWG 08/10