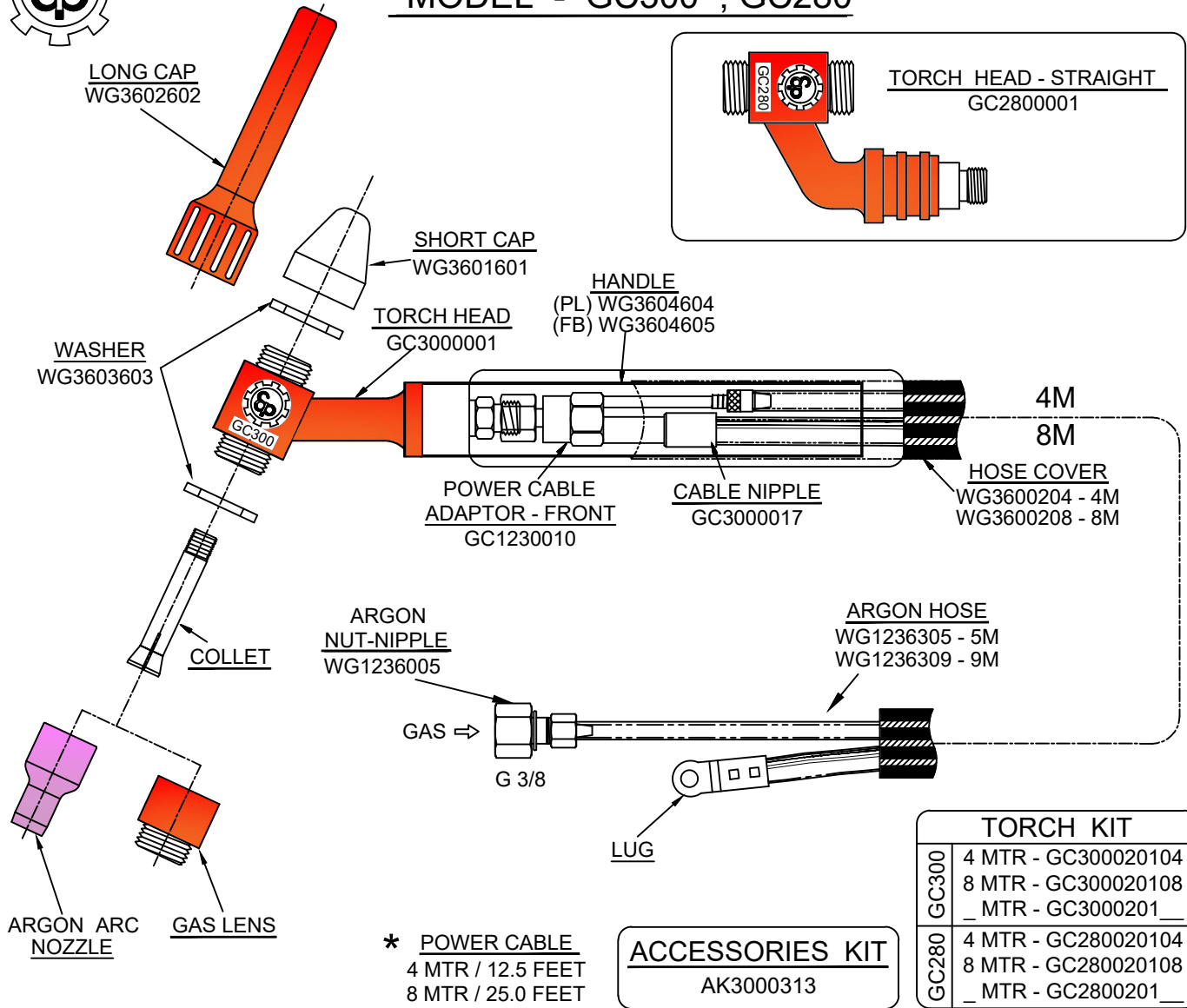


GTAW TORCH - GAS COOLED 300 AMP

MODEL - GC300® ; GC280

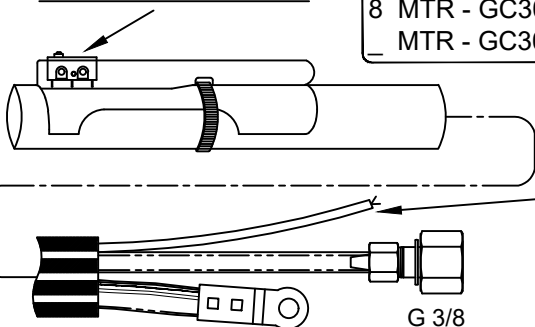


* **POWER CABLE**
 4 MTR / 12.5 FEET
 8 MTR / 25.0 FEET

ACCESSORIES KIT
 AK3000313

TORCH KIT	
GC300	4 MTR - GC300020104
	8 MTR - GC300020108
	_ MTR - GC3000201_
GC280	4 MTR - GC280020104
	8 MTR - GC280020108
	_ MTR - GC2800201_

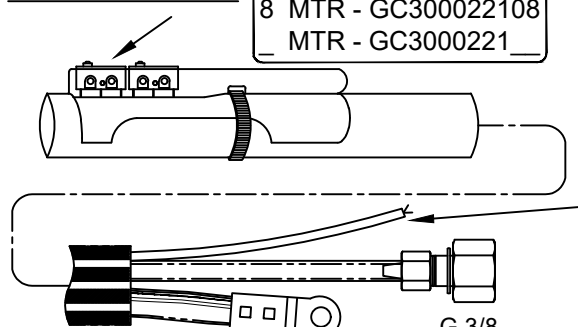
GAS CONTROL MOMENTARY SWITCH



TORCH KIT	
4 MTR - GC300021104	
8 MTR - GC300021108	
_ MTR - GC3000211_	

CONTACT LEAD
 WG1236104 - 4M
 WG1236108 - 8M

GAS CONTROL ON / OFF SWITCH



TORCH KIT	
4 MTR - GC300022104	
8 MTR - GC300022108	
_ MTR - GC3000221_	

NOTE : MOMENTARY & ON/OFF SWITCH TORCHES ARE WITHOUT CONDUCTOR ADAPTOR & EXT. ASSY. (SELECT HOOKUP KIT PARTS AS PER YOUR REQUIREMENTS)

ARGON ARC NOZZLE			ARGON ARC NOZZLE L		COLLET		GAS LENS	
BORE	LENGTH	PART NO.	LENGTH	PART NO.	SIZE-MM	PART NO.	SIZE-MM	PART NO.
6 MM	50 MM	WG3620650			1.5	WG3600015	1.5 / 1.6	WG3600115
8 MM	40 MM	WG3620840	80 MM	WG3620880	1.6	WG3600016	2.0	WG3600120
8 MM	50 MM	WG3620850			2.0	WG3600020		WG3600125
10 MM	40 MM	WG3621040	80 MM	WG3621080	2.4	WG3600024	2.4 / 2.5	WG3600130
10 MM	50 MM	WG3621050			2.5	WG3600025	3.0 / 3.2	WG3600130
13 MM	40 MM	WG3621340	80 MM	WG3621380	3.0	WG3600030		WG3600140
13 MM	50 MM	WG3621350			3.2	WG3600032	4.0	
16 MM	50 MM	WG3621650			4.0	WG3600040		